

winther®



**Your Next Car
is a Cargo Bike®**



TABLE OF CONTENTS

Explore Your Every Day With Winther Bikes	4
Crafting Bikes For Generations	8
Passion for the Extraordinary Bike Experience.....	11
Safety Features	14
A More Sustainable Way of Life	16
Meet The Winther Kangaroo Family	18
Cargoo	20
Kangaroo Lite	26
Kangaroo Luxe	34
Kangaroo Dog	40
Winther CX	44
Colour Your Ride	50
Tailwind on Demand	52
Accessories	54
Technical Specifications of All Models	58

Explore Your Every Day With Winther Bikes

A new place to live, the arrival of a cute newborn. Life changes, and so do your transportation needs. Winther Kangaroo Bikes meet your family's needs for secure and comfortable transportation, even for the smallest member of your family. Easy maneuvering properties, combined with solid craftsmanship, ensure safe transportation for your family.



FAMILY BENCH



WINTER KANGAROO – A FAMILY'S BEST FRIEND

We strive to make the most optimal cargo bikes that you as a family can trust – every day. Our bikes are long-lasting and offer a more sustainable transportation solution based on innovative design, so you can focus on all the other important things in life.

**Engineered
For Safe Rides
Every Day**



MAGGIE:
7 YEARS
MERLE:
5 YEARS



Crafting Bikes For Generations

Since 1932, Winther has manufactured bikes. Bikes built on a vision of safe child transport. Bikes that your kids love more than your car. Bikes built with solid materials and extensive know-how. Bikes that you love to ride. Bikes that you can trust.

1932: AN IDEA TAKING SHAPE

Winther A/S holds a rich history dating back to 1932 when it was founded by former blacksmith Anders Winther. In a car accident he lost one leg and couldn't continue working as a blacksmith. Instead he starts developing toboggans and soon hereafter small bikes and scooters inspired by children playing outside.



1950': QUALITY BIKES GAIN INTERNATIONAL REPUTATION

During the 1950' Winther is expanding its sales of small children's bikes and in 1955 Winther begins to export primarily to Northern Europe. Quality is key and it is the starting point for gaining the reputation of Winther bikes for being robust and durable.



1959: A CLASSIC IS BORN

In 1959 Winther introduced its first tricycle to the market (the 405 red trike with a tip tray). Its design has been continuously developed over the year and today it has become a true classic among small children. It offers a lot of play value – it's more than a trike.



1970-1980: THE RANGE IS EXPANDING

During the 1970' and 1980' junior and adult bikes are added to the product range. It is also the start of the focus on the daycare market where the Mini Viking line of smaller trikes is launched in 1985.

1990–2005: DAYCARE & SCHOOLS

In 1990 Winther introduces the Viking line of tricycles. Winther joins forces with designers and experts in children's play. The concept of 'learning by moving' is developed and in 2003 the Turtle Kiddy bus is introduced. It is designed to transport up to 6 children at the same time.



2006: THE FIRST CARGO BIKE

In 2006 Winther launched its first cargo bike, the Kangaroo Luxe. Recognizing a rising trend in the desire to securely transport families in cargo bikes, we have dedicated ourselves to prioritizing quality, safety, and design in the development of the Winther Kangaroo bike series.



2010: GONGE MERGES WITH WINTHER

The company Gonge Creative Learning offers a range of toys for indoor use which focuses on motor development skills. Both family-owned companies share the same values, and offer product ranges that goes well with Winthers focus on 'learning by moving'. A merger is put in place between the two in 2010.



2020- : 4. GENERATION TAKES OVER

In 2020, Mette Winther assumes the position as CEO. With a focus on design, quality and safety, all products embody the founder's vision for children's learning through play and movement. Today Winther exports its products worldwide and is lead by fourth generation.

Passion for the Extraordinary Bike Experience

At Winther Bikes we combine high standards of quality control with our engineering knowledge and know-how of bike production. This is how we provide safe and comfortable bikes for every family. Each Kangaroo bike undergoes a test ride before dispatch to gain the best level of quality control.



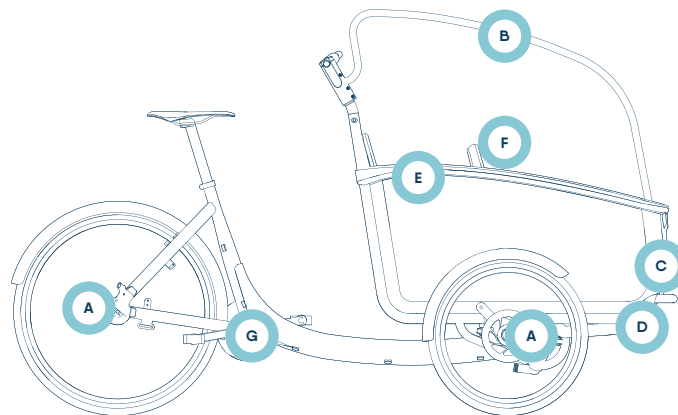
A Bike To Be Trusted



Safety Features On all Winther Kangaroo Bikes

THOUGHT THROUGH IN EVERY DETAIL

Based on carefully selected components and features tested over time. All Winther Kangaroos are designed with safety in mind.



A HYDRAULIC DISC BRAKES FRONT AND REAR

All of our cargo bikes are equipped with hydraulic disc brakes on all three wheels. A powerful and safe brake option. They feature strong braking force in all weather conditions.

B HEAD PROTECTION

The strong aluminium bars offer protection above children's heads for added safety. Holding the cabin cover is their secondary purpose.

C ROUNDED & SHOCK-ABSORBING CABIN BASES

Our cabin bases are formed in strong, impact-resistant PE or PSPE material without any sharp edges, enhancing child comfort and safety during the ride.

D STRONG FRONT FRAME

Engineered for extra protection in case of collision, the front frame of our cargo bikes is designed to effectively distribute and transfer impact forces.

E REFLECTORS

We use several reflectors for increased visibility in traffic when it is dark: on the wheels, frame, cabin base, and hood top.

F NECK SUPPORT AND 5-POINT HARNESS

All seat solutions are equipped with a 5-point harness as standard, ensuring that everyone is securely fastened during the ride. All baby seat solutions are rear-facing for increased safety.

G QUALITY COMPONENTS

We use carefully selected well-known quality components for added safety and durability.

A More Sustainable Way of Life

Choosing a cargo bike may be motivated by many different needs. Practical needs like getting there faster when the traffic is heavy or enjoying saving money on parking, insurance costs and maintenance.

It can also be a positive lifestyle choice. Demonstrating to the next generation the benefits of cycling, the freedom it offers and the positive impact on the environment.



**We make quality bikes that lasts – one of our ways
of contributing to a more sustainable way of life.**



THE NEXT GENERATION AND OUR IMPACT ON THE ENVIRONMENT

Winther cargo bikes are known for their durability, ensuring they last a long time. In fact, many Winther cargo bikes are resold after years of use, allowing other families to continue enjoying its many benefits.

We take pride in seeing older Winther Kangaroo bikes still in use on the roads. Ownership to us means caring for your cargo bike until it can be passed on to another family. Spare parts and accessories are available to keep it in top condition.

Meet The Winther Kangaroo Family

EACH HAS A UNIQUE CHARACTER

Winther Kangaroo Bikes are optimized to carry your family and all that's precious to you. They can all be customized according to your needs. Choose your preferred colours, seat solution, gear & motor options and various accessories.

Kangaroo **Dog**



Kangaroo **Luxe**



Cargoo



Winther **CX**




Kangaroo **Lite**



Cargoo

Cargoo is our most flexible model. With many seating options available, this versatile cargo bike easily adapts to accommodate your growing family or transportation needs.





FRAME ● ● ● ● ● ● ● ● ● ●
 HOOD ● ● ● ●
 DESIGN Leif Hagerup & Lars Malmborg



VERSATILE SPACE

The spacious box has plenty of room for both children and goods. Choose among a wide variety of seating options. Do you need a flexible space? Then go for the family bench. Or is your baby coming along? Then we have an ISO-fix adaptor to make your life easier when switching between transport modes. A single step at the front makes it easy for children to climb onboard themselves. It has a lower front, so it is also easy to lift children or heavy objects into and out of the cabin.

The hood opens at the front and rear. It is also easy to detach during summertime, and if it rains, simply attach it to the six fixing points and off you go. A flat cover is also an option when carrying goods.

NAVIGATE WITH EASE

A Cargoo offers excellent steering properties and is easy to manoeuvre. The steering system is a head tube solution with a steering damper for a comfortable, stable ride. Easily park the bike by activating the parking brake to safely leave it on different terrain. It comes with hydraulic disc brakes and the handlebar comes in one fixed position to fit all.

CUSTOMIZED TO YOUR PERSONAL STYLE

At **Winterbikes.com**, you can customize your Cargoo with different motor and gear options. You can also choose hood and frame colour combinations and customize the cabin box by adding stickers or your family name.

ISO-FIX SOLUTION



FOR YOUR FAMILY'S CHANGING DEMAND

With a wide selection of customizable seating options available, you have the freedom to tailor your Cargoo according to your preferences. To specifically cater to parents of young children, we have designed the ISO-FIX console, which enables you to easily switch between different modes of transportation. Now, you can effortlessly transfer your ISO-FIX car seat from your vehicle to the Cargoo, and vice versa.

For those seeking a shared adventure with their partners, our Family Bench option allows both children and adults to enjoy the ride together without compromising on space.



The single step at the front makes it easy for children to climb onboard themselves.




Cargoo

With its spacious cabin comparable to that of small to medium-sized cars at 278 liters, and a durable frame, it is perfect for carrying your family and more. Enjoy a smooth and secure ride. Create unforgettable memories while reducing your carbon footprint.



Item no: 39285 + ISO-FIX Frame 39330



Item no: 39256 +39310



Item no: 39325 + 33356 + 39285



Item no: 39325 + 39285



Item no: 2x 39255



Item no: 2x 39325



Item no: 39280



Item no: 39285 + 39255




Item no: 39285

Seat Solutions

The spacious cabin offers plenty of room for both passengers and cargo. Choose from many different seating options to suit your needs. All seat solutions are firmly fixed into the base frame for added safety. Opt for the Family Bench for added flexibility and customize your Cargoo as your family needs change.

TECHNICAL SPECIFICATIONS

CARGOO



DIMENSIONS

Dimensions: L207 x W89 x H126 cm
 Dimensions Box: L86 x W70 x H(seat to hood) 74 cm
 Front Wheels: 20x1.75 with mono-suspended hub, double-base aluminium rims and hydraulic disc brakes as standard.
 Wheel track spacing: 84,5 cm.

BIKE DIMENSIONS

Total max weight: 250 kg
 Total load capacity: Cabin 100 kg/Rider 110 kg
 Total load rear carrier: 30 kg
 Net weight bike: 43 kg


MOTOR OPTIONS

Center motor: Shimano or Bafang
 Rear hub motor: Bafang.
 Both with different gearing options.

A motor gives you the extra power boost to make your journey more comfortable.

Kangaroo Lite

The user-friendly, to-the-point design delivers everything you need in a cargo bike. Spacious cabin, ergonomic seats and a low entry point for kids to enter themselves ensure an enjoyable ride.





FRAME ● ● ● ● ● ● ● ●
 HOOD ● ●
 DESIGN Leif Hagerup & Lars Malmberg



SPACIOUS ROOM FOR KIDS

There is plenty of space for children up to 130 cm here. Similar to the Kangaroo Luxe, the entrance point is low, making it is easy for children to enter and exit. The blow-moulded PE plastic seats are designed to ensure a correct ergonomic position where the backrest offers support. The seats come with five-point harnesses.

Behind the seats, there is plenty of room for luggage. The cabin cover has a panoramic window so you can easily keep an eye on the kids while riding. It also gives your children a great outlook. The front of the cabin opens, as well as the rear end. Side windows that partly open provide added ventilation.

DURABLE STRENGTH

The rear frame is made of aluminium while the front frame is made of rigid steel. It comes with hydraulic disc brakes and a steering damper in one position, making the Kangaroo Lite comfortable and stable to ride. The handlebar comes in one fixed position, fitting all riders.

CUSTOMIZED TO YOUR PERSONAL STYLE

Customize your own bike with a variety of motor and gear options. You can also choose hood and frame colour combinations on wintherbikes.com.

TODDLER SEAT CUSHION



DESIGNED WITH SAFETY IN MIND

For increased child safety, Kangaroo Lite features a low seat position in the cabin and the cabin is covered by robust 22 mm aluminum bars for head protection.

The soft Toddler Seat Cushion is a comfortable extension of our seating system for children between 9 and 18 months who can sit themselves but are still too small for our regular seats.

OPTIMAL STORAGE BEHIND SEATS

There is plenty of storage room behind the seats, helping to avoid overcrowding the cabin.



The top panorama window is convenient when wanting to maintain eye contact with the child. Side windows, that can partly open, are great for airflow.




SINCE 1932
DANISH QUALITY
BIKES



Kangaroo Lite

When developing our cargo bikes we focus on the details that make everyday life easier. Kangaroo Lite is designed with functionality and style in mind. This cargo bike is perfect for your family's daily commute and weekend explorations.



Seat Solutions

All child seats in Kangaroo Lite are designed to ensure a correct ergonomic position, with the backrest offering support at neck height. It comes in one fixed position and a 5-point harnesses ensure your child remains safely seated within the cabin. All seat solutions are firmly fixed into the base frame for added safety.

To prolong the use of the Kangaroo Lite, you can easily convert it. Remove the seats and add a Dog-Kit. Now your dog can join the ride. In addition, daycare facilities favor the Kangaroo Lite for its capability to transport up to four children (up to the age of 3-4 years).

TECHNICAL SPECIFICATIONS KANGAROO LITE



DIMENSIONS

Dimensions bike: L207 x W89 x H115 cm.
 Dimensions cabin: L86 x W71,5
 Seat to hood 77 cm
 Front Wheels: 20x1.75 with mono-suspended hub, double-base aluminium rims and hydraulic disc brakes as standard.
 Wheel track spacing: 84,5 cm.

BIKE DIMENSIONS

Total max weight: 250 kg.
 Total load capacity: Cabin 100 kg/Rider 110 kg
 Total load rear carrier: 30 kg
 Net weight bike: 38,4 kg

MOTOR OPTIONS

Center motor: Shimano or Bafang
 Rear hub motor: Bafang.
 Both with different gearing options.


A motor gives you the extra power boost to make your journey more comfortable.

My Kind of Car



Kangaroo Luxe

Unique advantages and car like features make Kangaroo Luxe the ultimate cargo bike. It is designed for optimal transportation of children, considering both their comfort and the comfort of the rider.





FRAME ● ● ● ● ● ● ● ●
 HOOD ● ● ● ● ● ● ● ●
 DESIGN Leif Hagerup & Lars Malmberg



ULTIMATE COMFORT

The cabin is spacious with plenty of room for up to two children (135 cm tall). It is easy for little ones to enter themselves due to the low entry point, saving the adult a lot of lifting. The specially designed mesh seat reclines and can be set to face the adult. Convenient when wanting to keep eye contact with your child and comfortable when they take a nap on the way home. Behind the seats, there is plenty of room for luggage and more.

DESIGNED FOR SAFE CHILD TRANSPORTATION

The cabin base is formed in strong impact-resistant PE material without any sharp edges. It is designed with robust 22 mm aluminum bars to provide protection above your children's heads. The cabin hood comes with a sunroof, a convenient pocket at the rear end and side windows that open for extra ventilation.

TECHNICALLY ADVANCED

The lightweight, torsionally rigid aluminium front and rear frame makes it easy to manoeuvre. It offers great road-holding qualities in combination with the built-in torsion suspension. It comes with a steering damper and hydraulic disc brakes for optimal safety.

CUSTOMIZED TO YOUR PERSONAL STYLE

On wintherbikes.com you can customize your Kangaroo Luxe. Choose between several motor and gear options. You can also choose from a wide assortment of hood and frame colours to reflect your personal style.

**TORSION
SUSPENSION
ON FRONT
WHEELS**



RECLINING SEATS FOR ADDED COMFORT

The Luxe seat features two adjustable positions and is made of breathable mesh material for optimal airflow and comfort. Designed to support correct ergonomic positioning, the backrest provides neck support. Perfect for allowing a child to rest comfortably during the journey home.

The seat is securely held in place by two snap hook brackets at the base and can be positioned facing the adult for added convenience. Additionally, it includes a standard 5-point harness for increased safety.




INDIVIDUALLY TAILORED COMFORT

The handlebar is multi-adjustable and a quick release saddle post ensure the optimal ergonomic riding position for the individual rider.



Kangaroo Luxe

The perfect choice for safe and comfortable transportation of your children. With its lightweight aluminum frame and torsion suspension, it offers optimal road-holding qualities. This enables a smooth and enjoyable ride for you and your little ones.



Item no: 39240




Item no: 2x 39240



Item no: 39240 + 39331



Item no: 2x 39240 + 39331



Item no: 39284



Item no: 2x 39240 + 2x 39331



Item no: 2x 39240

Seat Solutions

Kangaroo Luxe has a variety of seating options available for parents. Whether you're bringing your baby in a Weber baby seat or only have one child with you and want to distribute weight evenly by placing a seat in the middle, there are plenty of choices.

The reclining mesh seat adds to the overall riding experience, providing a comfortable and enjoyable ride. Thanks to its adjustable recline function, you can customize the seat to fit your child's preferred position, ensuring optimal comfort and ergonomic support.

TECHNICAL SPECIFICATIONS KANGAROO LUXE

Multi-adjustable handlebar.

Shower-proof nylon hood with side windows and sunroof that opens.

Separately adjustable mesh seats ensure safely seated children during the ride.

Strong, impact-resistant PE cabin base without any sharp edges.

Aluminum 6061 rear frame and stainless steel components.

Mono hub with closed ball bearings and hydraulic disc brakes on front and rear wheels.

The strong aluminium bars offer protection above children's heads for added safety.

Reflectors for increased visibility in traffic when dark: on the wheels, frame, cabin base and hood top.

Strong front frame engineered for extra protection in case of coalition.

Kickstand for stability and easy entrance.

Head tube solution and Torsion suspension bar for stable and dynamic steering properties.



DIMENSIONS

Dimensions bike: L210 x W90 x H120 cm
 Dimensions cabin: L95 x W70
 Elbow width 77 cm. Seat to hood 77 cm
 Front Wheels: 20x1.75 with mono-suspended hub, double- base aluminium rims and hydraulic disc brakes as standard.
 Wheel track spacing: 86 cm

BIKE DIMENSIONS

Total max weight: 250 kg
 Total load capacity: Cabin 100 kg/Rider 110 kg
 Total load rear carrier: 30 kg
 Net weight bike: 38 kg


MOTOR OPTIONS

Center motor: Shimano or Bafang
 Rear hub motor: Bafang.
 Both with different gearing options.

A motor gives you the extra power boost to make your journey more comfortable.

Kangaroo Dog

Tired of leaving your precious pup behind when running errands? Kangaroo Dog is designed with both your pet's comfort and your convenience in mind. Kangaroo Dog provides a safe and enjoyable experience for both of you.





FRAME ● ● ● ● ● ● ● ● ● ●
 HOOD ● ●
 DESIGN Leif Hagerup & Lars Malmberg



SHOCK ABSORBING CABIN BASE

Keeping your dog safe in traffic is important. The cabin base is formed in strong impact-resistant PSPE material without any sharp edges. This enhances comfort and safety during the ride. The front frame is engineered to effectively distribute and transfer impact forces.

CABIN SPACE DESIGNED FOR YOUR DOG

The cabin features a durable baseplate, and a spacious storage area underneath, providing comfort for your dog. It also includes a cushion for added convenience and a snap hook leash. The cabin comes with sturdy 22 mm aluminum bars designed to offer protection above your dog's head.

EXTEND THE LIFESPAN OF YOUR KANGAROO DOG

If you ever need to customize the cabin interior or add seats, our seat options designed for the Kangaroo Lite are fully compatible with the Kangaroo Dog. This way, you can extend the life of your cargo bike by using it for different purposes or easily resell it when you no longer need it.

CUSTOMIZED TO YOUR PERSONAL STYLE

On wintherbikes.com you can customize your bike by choosing from a variety of motor and gear option. There is also a selection of hood and frame colours, allowing you to create a combination that reflects your personal style.

**ANTI-SLIP
CUSHION
INCLUDED**



SNAP HOOK LEASH FOR SAFE TRANSPORT

A snap hook leash is attached to the rear section of the cabin frame to securely fasten the dog during travel. The leash length is adjustable, allowing your dog to move freely within the cabin while sitting, standing, or lying down without the risk of leaving the cabin. For added safety, we suggest using a body harness along with the leash.



A BIKE WITH MORE OPTIONS

With Kangaroo Dog, you can easily take your four-legged companion on outdoor adventures or keep them close during daily errands.

If you later on need to change the cabin interior Kangaroo Dog is fully compatible with all seat solutions fitting in a Kangaroo Lite.

CONVENIENT STORAGE ROOM

A convenient storage compartment for dog treats, water bottles, and other dog-friendly items can be found at the bottom of the cabin.



TECHNICAL SPECIFICATIONS KANGAROO DOG

Shower-proof nylon hood with side windows that open.

Baseplate, dog cushion and snap hook leash.

Aluminum 6061 rear frame and stainless steel components.

Hydraulic disc brakes on front and rear wheels.

The strong aluminium bars offer protection above the dog's head for added safety.

Reflectors for increased visibility in traffic when dark: on the wheels, frame, cabin base and hood top.

Strong, impact-resistant PSPE cabin base without any sharp edges.

Strong steel front frame engineered for extra protection in case of collision.

Head tube solution. Ensuring stable and dynamic steering properties.

DIMENSIONS

Dimensions bike: L207 x W89 x H115 cm.
Dimensions cabin: L86 x W71,5
Base to hood 80 cm
Front Wheels: 20x1.75 with mono-suspended hub, double-base aluminium rims and hydraulic disc brakes as standard.
Wheel track spacing: 84,5 cm.

BIKE DIMENSIONS

Total max weight: 250 kg.
Total load capacity: Cabin 100 kg/Rider 110 kg
Total load rear carrier: 30 kg
Net weight bike: 38,4 kg

MOTOR OPTIONS

Center motor: Shimano or Bafang
Rear hub motor: Bafang.
Both with different gearing options.

A motor gives you the extra power boost to make your journey more comfortable.

Winther CX

When it comes to last-mile delivery, agility, strength and stability are essential for the efficient transportation of goods. Winther CX offers a solution that not only meets these requirements but also helps save you time and money.





FRAME ● ● ● ● ● ● ● ●

DESIGN Leif Hagerup & Lars Malmborg and Finn & Ko



AGILITY, STRENGTH AND STABILITY

Specifically designed for urban areas, this cargo bike is perfect for businesses. The Winther CX combines a great load capacity with the agility of an e-cargo bike, making it an ideal transportation solution. It features a three-wheel base, hydraulic disc brakes, a solid base plate in the box, two gas dampers, and a unique lockable lid. An impact-resistant bar at the front provides additional protection against collisions. The narrow width allows for easy navigation.

MAXIMUM PROTECTION AND STORAGE CAPACITY

The securely riveted box of the Winther CX, with steel reinforcements in all corners, ensures stability and resistance to torsion impacts. This construction prevents the 330L box from deforming or bending during transport. The front frame is designed to distribute and transfer impact forces evenly.

CUSTOMIZED TO YOUR PERSONAL STYLE

Visit wintherbikes.com to customize your Winther CX with a variety of motor and gear options. You can also choose different frame colours. Use the box to promote your business. Display your company's logo and attract attention wherever you go.

**MAX LOAD
BOX
100 KG**



330L STORAGE CAPACITY

Maximum protection and storage capacity are offered by the powder-coated aluminum box, which has a capacity of 330 litres. This provides ample room for parcels, tools or any other items needed for your business.



DESIGNED TO HANDLE HEAVY LOADS

With its total weight capacity of 250 kg, this cargo bike is designed to handle heavy loads with ease. No matter how bulky your items are, you can trust Winther CX to transport them smoothly.

Equipped with two robust gas dampers, accessing the box is a breeze. It effortlessly opens up to an angle of 88 degrees, ensuring generous space for convenient loading and unloading.



LOCKABLE LID - SECURES YOUR POSSESSIONS

The locking system of the Winther CX features a durable steel construction, providing safe storage of your possessions. Equipped with a key, the system ensures that your items remain securely locked, safeguarding them from potential theft.

TECHNICAL SPECIFICATIONS WINTHER CX

Two 50nm gas dampers
for easy box access:

2 mm aluminum
powder coated
aluminum box
(330L).

Aluminum 6061 rear
frame and stainless
steel components.

Hydraulic disc
brakes on front
and rear wheels.

Solid Plywood base plate in
the box included.

Unique lockable lid.

Impact-resistant,
powder coated
steel front frame.

Head tube solution.
Ensuring stable
and dynamic steering
properties.



BOX DIMENSIONS

Dimensions top: L92 x W56 cm
Dimensions base: L78 x W54 cm
Height rear: H58 cm Height front: H53 cm
Load capacity box: 100 kg / 330L

BIKE DIMENSIONS

Dimensions: L207 x W89 x H114 cm
Total max weight: 250 kg
Max load box: 100kg + Max load rear carrier 30 kg.
Wheel track spacing: 84,5 cm
Net weight: 64 kg incl. E-system.

MOTOR OPTIONS

Center motor: Shimano or Bafang
Rear hub motor: Bafang.
Both with different gearing options.

A motor gives you the extra power boost
to make your journey more comfortable.

Every Day,
A Safe Start



Colour Your Ride

Looking to personalize your bike? Choose a colour. Choose from several options, such as a bright red for enhanced visibility or midnight blue for a subtle alternative to black. The choice is yours. Additionally, our hoods come in multiple colours depending on the model. Experiment with colour combinations on our website.





In Denmark, we have a dedicated painting facility at our premises where we can customize your bike frame in the colour of your choice.



ANTI-THEFT

Each bike has it's own unique and visible frame number

Tailwind On Demand

With an E-motor you will increase your reach of distance and minimize the efforts you have to use. On a Winther Kangaroo bike you can choose between different motor types depending on your personal preferences. All our E-motors assist up to 25 km/h and is equipped with a removal battery for easy charging.

BAFANG



REAR HUB OR CENTER MOTOR

With an e-motor, you can increase your distance reach and minimize the effort you have to exert. All Winther Kangaroo bikes can be equipped with either a rear hub motor or a mid-drive motor. The Bafang rear hub motor provides powerful pedaling assistance, making it feel like you are receiving a friendly push from behind. When the sensor-based motor engages, you receive consistent and even support from the motor that matches your selected assist level.

A Shimano or Bafang center motor also gives you a powerful assistance. The center motor systems are torque based which means that power is transferred directly to the pedals. The more power you put into the pedals, the more assistance you will get from the motor. Where a rear hub motor feels like a friendly push, a center motor will feel slightly more natural similar to riding a regular bike.

Visit your local Winther dealer and experience the different motor types, or visit wintherbikes.com for more comprehensive technical specifications.



Additional Accessories For Every Need

Enhance your Kangaroo Bike with accessories that offer practicality and added comfort. We offer a comprehensive range of spare parts and accessories. Explore some of our offerings here and visit **[Wintherbikes.com](https://wintherbikes.com)** for more options.

FAMILY BENCH WITH CUSHION



CUSTOM NAME PLATE



ADJUSTABLE LUXE SEAT



CHILD SEAT WITH TODDLER SEAT CUSHION



CARGO BIKE COVER



SUNSHADE



CABIN POCKET



ISO-FIX SEAT SOLUTION



AXA FRAME LOCK & CHAIN + ONE-KEY SYSTEM





“With my Winther Cargoo, transporting my two children to daycare every morning has become much easier. Traffic jams are a thing of the past, saving me time as I can navigate around the city. This enabling me to enjoy precious moments with my children.”

Trine Johansen, Denmark





“There are many cars in London and air pollution is high also near Schools. I wanted to do something about that so I have chosen to use my cargo bike for commuting, school runs to set a good example starting with reducing my own environmental impact.”

David Smith (Little Ninja), United Kingdom



We have a Kangaroo Luxe instead of a second car. For us it is great as the kids enjoy going by bike instead of by car. The reclining seats make the ride extra comfortable for them as they like to take a nap on the way home (we have a 9 km ride).

Alexandra Schmidt, Germany





WINTHER CX



CARGOO BOX



KANGAROO DOG

FRAME CONSTRUCTION	Aluminium 6061 (rear), steel (front)	Aluminium 6061 (rear), steel (front)	Aluminium 6061 (rear), steel (front)
CABIN BASE	2 mm aluminum powder coated aluminum box. Plywood base plate	Impact-resistant PSPE material, UV stabilised	Impact-resistant PSPE material, UV stabilised
HOOD/TOP	Phthalate-free nylon, shower-proof material	Phthalate-free nylon, shower-proof material	Phthalate-free nylon, shower-proof material
STEERING SYSTEM	Head tube-based to ensure stable and dynamic steering	Head tube-based to ensure stable and dynamic steering	Head tube-based to ensure stable and dynamic steering
STEERING DAMPER	1 setting	1 setting	1 setting
FRONT WHEEL SUSPENSION	–	–	–
FRONT WHEELS	20×1.75 with mono-suspended hub, double-base aluminium rims and hydraulic disc brakes	20×1.75 with mono-suspended hub, double-base aluminium rims and hydraulic disc brakes	20×1.75 with mono-suspended hub, double-base aluminium rims and hydraulic disc brakes
REAR WHEELS	26×1.75 with a selection of gear and brake options	26×1.75 with a selection of gear and brake options	26×1.75 with a selection of gear and brake options
NET WEIGHT	64 kg incl. E-system	38 kg excl. E-system	38,4 kg incl. hood excl. seats, excl. E-system
TOTAL MAX WEIGHT	250 Kg	250 Kg	250 Kg
WHEEL TRACK SPACING	84.5 cm	84.5 cm	84.5 cm
DIMENSIONS	Length: 207 cm, width: 89 cm, height: 114 cm (handlebar)	Length: 207 cm, width: 89 cm, height: 114 cm (handlebar)	Length: 207 cm, width: 89 cm, height: 115 cm
CABIN/BOX DIMENSIONS	Length: 78 cm, width: 54 cm Height rear: 58 cm Height front: 53 cm	Length: 86 cm, width: 70 cm Height rear: 58 cm Height front: 53 cm	Length: 86 cm, width: 71.5 cm, height from cabin base to hood: 80 cm



KANGAROO LUXE



KANGAROO LITE



CARGOO

	KANGAROO LUXE	KANGAROO LITE	CARGOO
FRAME CONSTRUCTION	Aluminium 6061 (rear and front)	Aluminium 6061 (rear), steel (front)	Aluminium 6061 (rear), steel (front)
CABIN BASE	Impact-resistant polyethylene (PE), UV stabilised	Impact-resistant PSPE material, UV stabilised	Impact-resistant PSPE material, UV stabilised
HOOD	Phthalate-free nylon, shower-proof material	Phthalate-free nylon, shower-proof material	Phthalate-free nylon, shower-proof material
STEERING SYSTEM	Head tube-based to ensure stable and dynamic steering	Head tube-based to ensure stable and dynamic steering	Head tube-based to ensure stable and dynamic steering
STEERING DAMPER	1 setting	1 setting	1 setting
FRONT WHEEL SUSPENSION	Independent torsion bar on front wheels	–	–
FRONT WHEELS	20×1.75 with mono-suspended hub, double-base aluminium rims and hydraulic disc brakes	20×1.75 with mono-suspended hub, double-base aluminium rims and hydraulic disc brakes	20×1.75 with mono-suspended hub, double-base aluminium rims and hydraulic disc brakes
REAR WHEELS	26×1.75 with a selection of gear and brake options	26×1.75 with a selection of gear and brake options	26×1.75 with a selection of gear and brake options
NET WEIGHT	38 kg incl. hood excl. seats, excl. E-system	38,4 kg incl. hood excl. seats, excl. E-system	43 kg incl. hood excl. seats, excl. E-system
TOTAL MAX WEIGHT	250 Kg	250 Kg	250 Kg
WHEEL TRACK SPACING	86 cm	84.5 cm	84.5 cm
DIMENSIONS	Length: 210 cm, width: 90 cm, height: 120 cm	Length: 207 cm, width: 89 cm, height: 115 cm	Length: 207 cm, width: 89 cm, height: 114 cm (handlebar), 126 cm (hood)
CABIN DIMENSIONS	Length: 95 cm, width: 70 cm, elbow width: 77 cm, height from cabin seat to hood: 77 cm	Length: 86 cm, width: 71.5 cm, height from cabin seat to hood: 74 cm	Length: 86 cm, width: 70 cm, height from cabin seat to hood: 74 cm

Enjoy The Ride



@Wintherbikes
#Wintherbikes
#Kangaroobike

winther®

Winther Bikes, Rygesmindevej 2, 8653 Them, Denmark,
info@wintherbikes.com, wintherbikes.com, +45 70 25 72 88
© All rights reserved



Nordic Swan Ecolabel printed matter, 5041 0826